



# G FUND

Government Securities Investment Fund

## Fund Information

As of December 31, 2006

**Net Assets**  
\$74.9 billion

### 2006 Administrative Expenses

\$0.30 per \$1,000  
account balance, or  
.03% (3 basis points)

## Returns

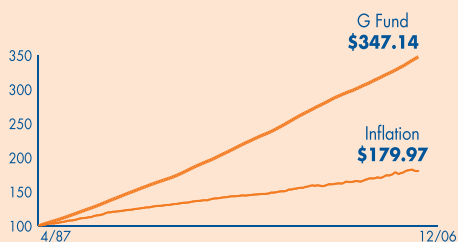
After Expenses

1-Year	4.93%
3-Year	4.57%
5-Year	4.56%
10-Year	5.31%
Since Inception	6.57%

April 1, 1987

## Growth of \$100

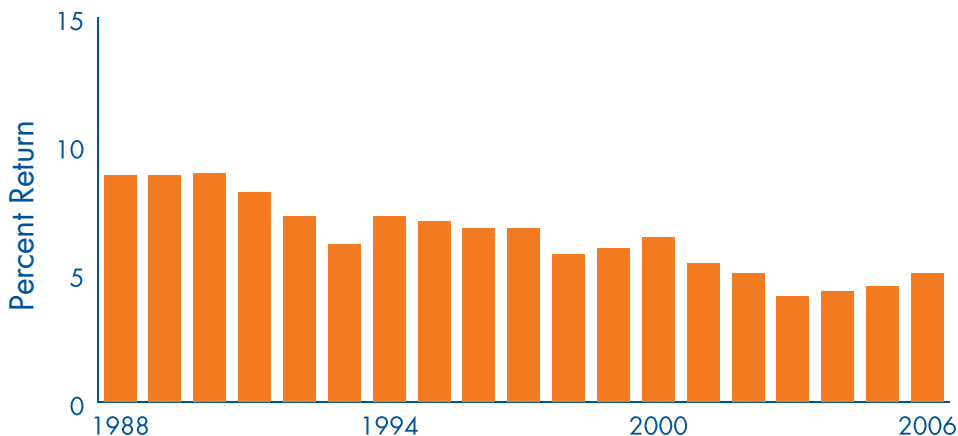
Since Inception



## Key Features

- The G Fund offers the opportunity to earn rates of interest similar to those of long-term Government securities but without any risk of loss of principal and very little volatility of earnings.
- The objective of the G Fund is to maintain a higher return than inflation without exposing the fund to risk of default or changes in market prices.
- The G Fund is invested in short-term U.S. Treasury securities specially issued to the TSP. Payment of principal and interest is guaranteed by the U.S. Government. Thus, there is no "credit risk."
- The interest rate resets monthly and is based on the weighted average yield of all outstanding Treasury notes and bonds with 4 or more years to maturity.
- Earnings consist entirely of interest income on the securities.
- Interest on G Fund securities has, over time, outpaced inflation and 90-day T-bills.

## G Fund Returns Inception–2006



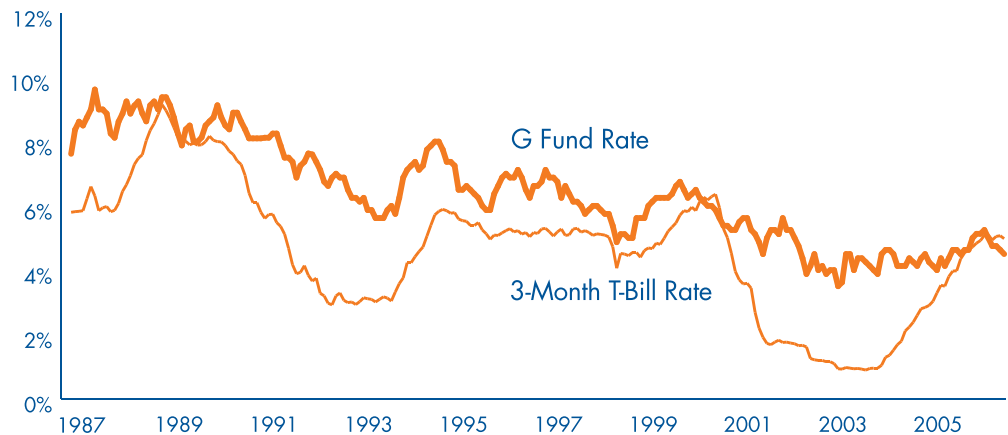
# G FUND FACTS

By law, the G Fund must be invested in nonmarketable U.S. Treasury securities specially issued to the TSP. The G Fund investments are kept by electronic entries which do not involve any transaction costs to the TSP. The G Fund rate is set once a month by the U.S. Treasury based on a statutorily prescribed formula (described below), and all G Fund investments earn that interest rate for the month. (The G Fund rate is also used in other Government programs, such as the Social Security and Medicare trust funds and the Civil Service Retirement and Disability Fund.)

The Board invests the G Fund exclusively in short-term securities (with maturities ranging from 1 day to 4 days over holiday weekends), but the securities earn a long-term interest rate. Because the Federal Retirement Thrift Investment Board pursues its strategy of investing the G Fund in short-term securities, the value of G Fund securities does not fluctuate; only the interest rate changes. Thus, when the monthly G Fund interest rate goes up, G Fund earnings accrue faster; when the G Fund interest rate declines, G Fund earnings accrue more slowly.

**Calculation of G Fund Rate**—G Fund securities earn a statutory interest rate equal to the average market yield on outstanding marketable U.S. Treasury securities with 4 or more years to maturity. The G Fund rate is calculated by the U.S. Treasury as the weighted average yield of approximately 70 U.S. Treasury securities on the last day of the previous month. The yield of each security has a weight in the G Fund rate calculation based on the market value of that security. (Market value is the outstanding dollar amount of the security measured at its current market price. The larger the dollar amount of a security outstanding, the larger its weight in the calculation.) The Treasury securities used in the G Fund rate calculation have a weighted average maturity of approximately 11 years.

## G Fund Yield Advantage April 1987–December 2006



**The G Fund Yield Advantage**—The G Fund rate calculation described above, along with the Board's policy of investing exclusively in short-term maturities, results in a long-term rate being earned on short-term securities. Because long-term interest rates are generally higher than short-term rates, G Fund securities usually earn a higher rate of return than do short-term marketable Treasury securities. In the chart above, the G Fund rate is compared with the rate of return on 3-month marketable Treasury securities (T-bills). From January 1988 through December 2006, the G Fund rate was, on average, 1.73 percentage points higher per year than the 3-month T-bill rate.